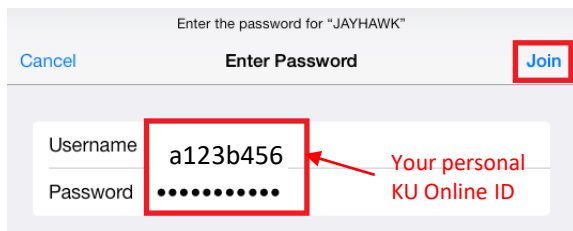




1. CONNECT TO JAYHAWK WI-FI:

1. When on campus, go to your device **Settings**.
2. Select **Wi-Fi**.
3. If necessary, forget the Guest network.
4. Select **JAYHAWK**.
5. Enter your KU Online ID (comprised of letters and numbers) in the **Username** field and your password in the **Password** field and select **Join**.



Enter the password for "JAYHAWK"

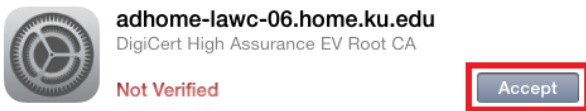
Cancel Enter Password Join

Username a123b456

Password ●●●●●●●●

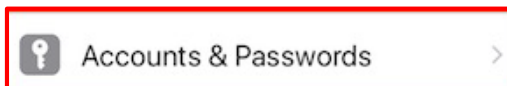
Your personal KU Online ID

6. Select **Accept** or **Trust** in the top right corner of the screen, if prompted to accept a certificate.



2. CONNECT TO KU EMAIL:

1. Open **Settings** on your device.
2. Choose **Accounts and Passwords**.



iOS 10 (older OS): Choose **Mail** > **Accounts**.

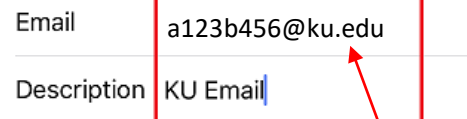
3. Choose **Add Account**.



4. Select **Exchange**.



5. Enter your **primary KU email** address (if you are not sure, you can enter your KU Online ID followed by @ku.edu) and enter a **nickname** for the account.



Email a123b456@ku.edu

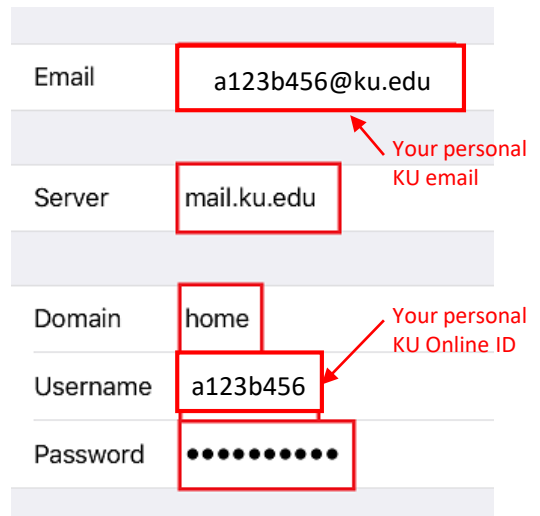
Description KU Email

Your personal KU email

6. Select **Next**.
7. Choose **Configure Manually**.



8. Enter your **password** and select **Next**.
9. Enter the following information.



Email a123b456@ku.edu

Server mail.ku.edu

Domain home

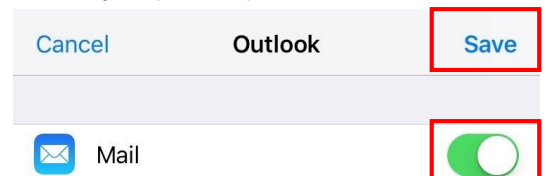
Username a123b456

Password ●●●●●●●●

Your personal KU email

Your personal KU Online ID

7. Choose which services you would like to synchronize with your KU account. **Mail** is the only required option.



Cancel Outlook Save

Mail

3. BLACKBOARD MOBILE APP:



Blackboard
Education
★★★★★ 164K

1. Download **Blackboard** from the App Store.
2. Open the **Blackboard** app and enter **University of Kansas** as your school's name.
3. Select **Web Login**.
4. Select **Login**.
5. Enter your **KU Online ID** and **Password** and select **Log In**.

The Blackboard mobile app is great for getting announcements and alerts when grades post. To submit assignments, view course reading materials, and complete any other graded work, you will want to use the full website, courseware.ku.edu.

4. ONEDRIVE MOBILE APP:

As a KU student, you have one terabyte of online storage provided through OneDrive for Business.

1. Download **Microsoft OneDrive** from the App Store.



Microsoft OneDrive
File & photo cloud storage
★★★★★ 167K

2. Open the **OneDrive** app and type **your primary KU email address**.
3. Select **Sign in to OneDrive for Business** on the Choose an Account screen.
4. Sign in with your **KU Online ID** and **Password**.

Tip: Check out the myCommunity Student Video Series for tutorials at go.ku.edu/2mgKXS.

5. OTHER MICROSOFT OFFICE APPS:

You can use the full functionality of many other Microsoft Office apps, including Word, Excel, PowerPoint, OneNote, and more on your mobile device. Also, you can download the latest Microsoft Office suite on your computer at no cost through mycommunity.ku.edu.

See new2ku.ku.edu/setup for directions on how to add technology on your device.

6. ADOBE SPARK:

You have access to Adobe Spark Premium where you can graphics, webpages, and videos. Adobe Spark is available on your iOS device through three separate apps.



1. Download **Adobe Spark Post**, **Adobe Spark Page**, and/or **Adobe Spark Video** apps.
2. By "Have an Adobe ID or Education account," select **Log in**.
3. Enter **your KU email address**.
4. Select **Sign in with an Enterprise ID**.
5. If prompted, select **Enterprise ID**.
6. You should be redirected to the KU login page where you can log in as usual with your KU Online ID and password.

Tip: You can access Adobe Spark by logging into spark.adobe.com. Find more information at go.ku.edu/1vCuv2.

Need Tech Help?

The KU IT Customer Service Center can assist with your technology questions.
Lawrence: 785-864-8080 | itcsc@ku.edu | Walk-in Support at Anschutz Library
Edwards: 913-626-9619 | kuec_support@ku.edu | Walk-in Support at Regents Center Hawks Nest

This information is only for students. Students should not share their KU Online ID & password with anyone. KU IT will never ask for your password.